

VISUAL COMFORT AND COMPANY TEST REPORT

SCOPE OF WORK

LED Performance Testing

MODEL NUMBER

ENCL2SF-L08I, ENCL2SFD-WD31W-W

PROJECT NUMBER

G104659241

REPORT NUMBER

104659241CRT-012

ISSUE DATE

8/25/2021

REVISED DATE

None

TEST DATES

8/19/21 through 8/24/21

DOCUMENT CONTROL NUMBER

RTTDS-R-AMER-Test-3407

© 2017 INTERTEK



REPORT NUMBER

104659241CRT-012

MODEL NUMBER(s)

ENCL2SF-L08I, ENCL2SFD-WD31W-W

REPORT RENDERED TO:

VISUAL COMFORT AND COMPANY
7400 LINDER AVE
SKOKIE, IL 60077
USA

STATEMENT OF LIMITATION

NVLAP Lab Code 100402-0. This report must not be used by the client to claim product certification, approval, or endorsement by NVLAP, NIST, or any agency of the federal government.

AUTHORIZATION

The testing performed was authorized by signed quote number Qu-01166088-0.

TEST STANDARDS

IESNA LM-79 - 2008: Electrical and Photometric Measurements of Solid State Lighting

ANSI NEMA ANSLG C78.377: 2017: Specifications for the Chromaticity of Solid State Lighting (SSL) Products

In Charge of Testing:



Gerald Gray
Associate Engineer
Lighting Division

Reviewer:



Jeff Davis
Technical Lead
Lighting Division

This report is for the exclusive use of Intertek's Client and is provided pursuant to the agreement between Intertek and its Client. Intertek's responsibility and liability are limited to the terms and conditions of the agreement. Intertek assumes no liability to any party, other than to the Client in accordance with the agreement, for any loss, expense or damage occasioned by the use of this report. Only the Client is authorized to permit copying or distribution of this report and then only in its entirety. Any use of the Intertek name or one of its marks for the sale or advertisement of the tested material, product or service must first be approved in writing by Intertek. The observations and test results in this report are relevant only to the sample tested. This report by itself does not imply that the material, product, or service is or has ever been under an Intertek certification program.

SAMPLE INFORMATION

REPORT NO. 104659241CRT-012


ITEMS RECEIVED

Item No.	Control No.	Model No.	Description	Type	Received
1	CRT2108131437-001-1	--	Housing	Production	8/13/2021
2	CRT2108131437-001-2	ESS010W-0200-42	Driver	Production	8/13/2021
3	CRT2108131437-001-7	BXRV-TR-2750G-10A0-A-23	LED	Production	8/13/2021
4	CRT2108131437-001-10	--	Reflector	Production	8/13/2021
5	CRT2108131437-001-12	--	Trim	Production	8/13/2021
6	CRT2108131437-001-17	--	40° Optic	Production	8/13/2021

TESTED SAMPLE CONFIGURATIONS

Config No.	Tested Model No.	Item Nos. Utilized
1	ENCL2SF-L08I, ENCL2SFD-WD31W-W	1,2,3,4,5,6

SAMPLE PHOTOS - TESTED CONFIGURATIONS



SUMMARY

REPORT NO. 104659241CRT-012

PRODUCT INFORMATION AND SUMMARY OF DATA

Product Model No.:	ENCL2SF-L08I, ENCL2SFD-WD31W-W
Product Description:	8 Watt, 40° Beam, Warm Dim, 0° Tilt
LED Model No.:	BXRV-TR-2750G-10A0-A-23
Driver Model No.:	ESS010W-0200-42
Light Source:	LED

Criteria	Results	
	Goniophotometer	Integrating Sphere
Light Output (lumens)	504.3	515.4
Input Power (W) @ 120 (Vac)	7.92	7.94
Lumen Efficacy (lm/W)	63.7	64.9
Input Power Factor (I) @ 120 (Vac)	0.985	0.983

Criteria	Results
Input ATHD (%) @ 120 (Vac)	12.59
Correlated Color Temperature (K)	2797
Color Rendering Index - Ra (I)	94.7
Color Rendering Index - R9 (I)	79.4
Duv (I)	0.0053
Chromaticity Coordinate (x)	0.444
Chromaticity Coordinate (y)	0.393
Chromaticity Coordinate (u')	0.260
Chromaticity Coordinate (v')	0.518

TEST METHODS

SEASONING IN SAMPLE ORIENTATION - LED PRODUCTS

No seasoning was performed in accordance with IESNA LM-79.

INTEGRATING SPHERE TESTING

A spectroradiometer and integrating sphere were used to measure the spectral distribution for each EUT resulting in photometric and colorimetric data. Electrical measurements of the unit were measured using a power analyzer. Each EUT was operated at the rated input voltage of the system in its designated orientation. The ambient temperature was measured at a position inside the sphere and stabilization procedures to LM-79 were followed.

TYPE C GONIOPHOTOMETER DISTRIBUTION TESTING

A Type C Mirror Goniophotometer system was used to measure the luminous intensity (candela) at each angle of distribution for the EUT. Electrical measurements of the unit were measured using a power analyzer. Each EUT was operated at the rated input voltage of the system in its designated orientation. The ambient temperature was measured at a position near the EUT at equal height and stabilization procedures to LM-79 were followed.

TYPE C GONIOPHOTOMETER DISTRIBUTION TESTING

REPORT NO. 104659241CRT-012

Test Configuration	Tested Model No.	Pass/Fail/NA
1	ENCL2SF-L08I, ENCL2SFD-WD31W-W	NA

PHOTOMETRIC AND ELECTRICAL MEASUREMENTS (25°C +/- 1°C)

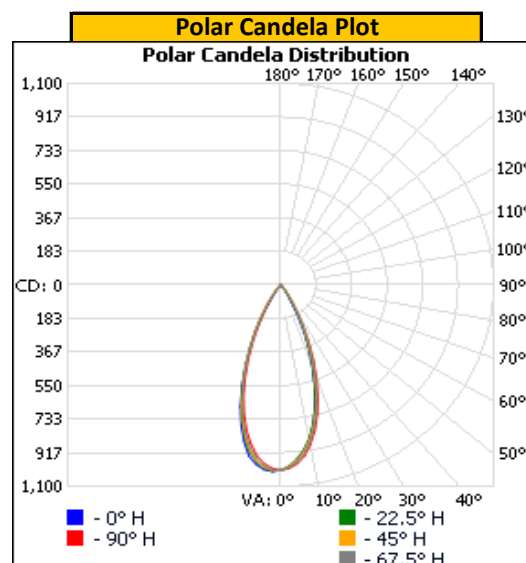
Base Orientation	Input Voltage (Vac)	Input Current (mA)	Input Power (W)	Input Power Factor ()
Up	120.06	67.0	7.92	0.985

Light Output (lm)	Lumen Efficacy (lm/W)
504.3	63.7

INTENSITY SUMMARY - CANDELA

Angle	0	22.5	45	67.5	90
0	1012	1012	1012	1012	1012
5	959	954	962	970	980
10	850	850	857	871	884
15	682	687	701	715	731
20	476	483	504	518	538
25	286	297	310	328	342
30	114	139	170	167	167
35	41	54	86	67	65
40	10	16	29	22	19
45	1	2	10	4	4
50	0	0	0	0	0
55	0	0	0	0	0
60	0	0	0	0	0
65	0	0	0	0	0
70	0	0	0	0	0
75	0	0	0	0	0
80	0	0	0	0	0
85	0	0	0	0	0
90	0	0	0	0	0
95	0	0	0	0	0
100	0	0	0	0	0
105	0	0	0	0	0
110	0	0	0	0	0
115	0	0	0	0	0
120	0	0	0	0	0
125	0	0	0	0	0
130	0	0	0	0	0
135	0	0	0	0	0
140	0	0	0	0	0
145	0	0	0	0	0
150	0	0	0	0	0
155	0	0	0	0	0
160	0	0	0	0	0
165	0	0	0	0	0
170	0	0	0	0	0
175	0	0	0	0	0
180	0	0	0	0	0

Entire luminous intensity matrix found in .IES file




REPORT NO. 104659241CRT-012

ORIENTATION AND ALIGNMENT OF EUT

Luminous Opening		
Length (ft)	Width (ft)	Height (ft)
0.21	0.21	0.00
0°-180° H	90°-270° H	0°-180° V

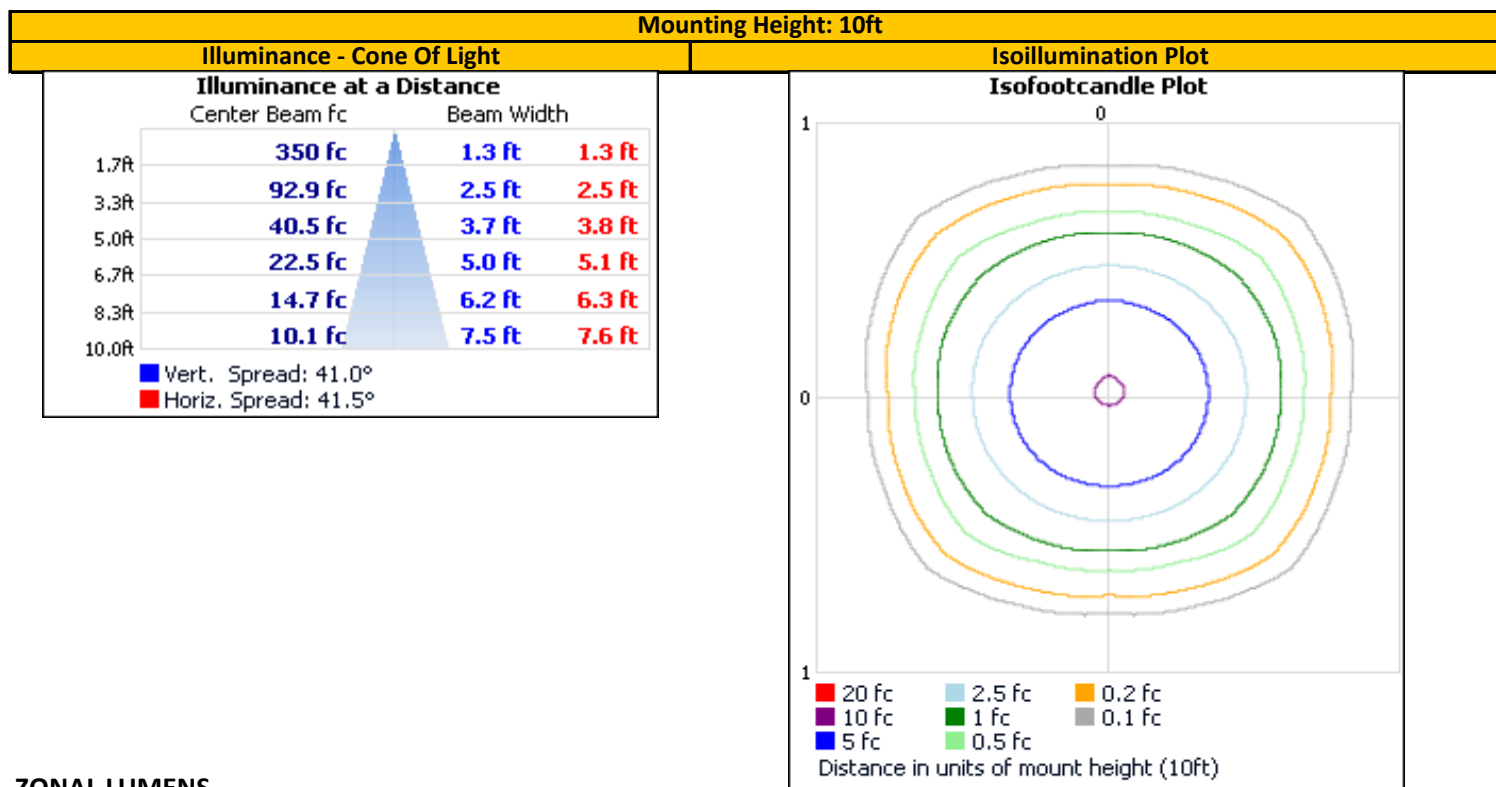
Test Distance (ft)
29.6

PHOTOMETRIC CENTER OF EUT



REPORT NO. 104659241CRT-012

ILLUMINANCE SUMMARY



ZONAL LUMENS

Zonal Lumen Summary					
Zone	Lumens	Luminaire	Zone	Lumens	Total
0-30	445.5	88.3%	0-10	90.6	18.0%
0-40	497.5	98.7%	10-20	199.9	39.6%
0-60	504.3	100.0%	20-30	155.1	30.8%
60-90	0.0	0.0%	30-40	52.0	10.3%
70-100	0.0	0.0%	40-50	6.8	1.3%
90-120	0.0	0.0%	50-60	0.0	0.0%
0-90	504.3	100.0%	60-70	0.0	0.0%
90-180	0.0	0.0%	70-80	0.0	0.0%
0-180	504.3	100.0%	80-90	0.0	0.0%
			90-100	0.0	0.0%
			100-110	0.0	0.0%
			110-120	0.0	0.0%
			120-130	0.0	0.0%
			130-140	0.0	0.0%
			140-150	0.0	0.0%
			150-160	0.0	0.0%
			160-170	0.0	0.0%
			170-180	0.0	0.0%

INTEGRATING SPHERE TESTING

REPORT NO. 104659241CRT-012

Test Configuration	Tested Model No.	Pass/Fail/NA
1	ENCL2SF-L08I, ENCL2SFD-WD31W-W	NA

PHOTOMETRIC, COLORIMETRIC, AND ELECTRICAL MEASUREMENTS (25°C +/- 1°C)

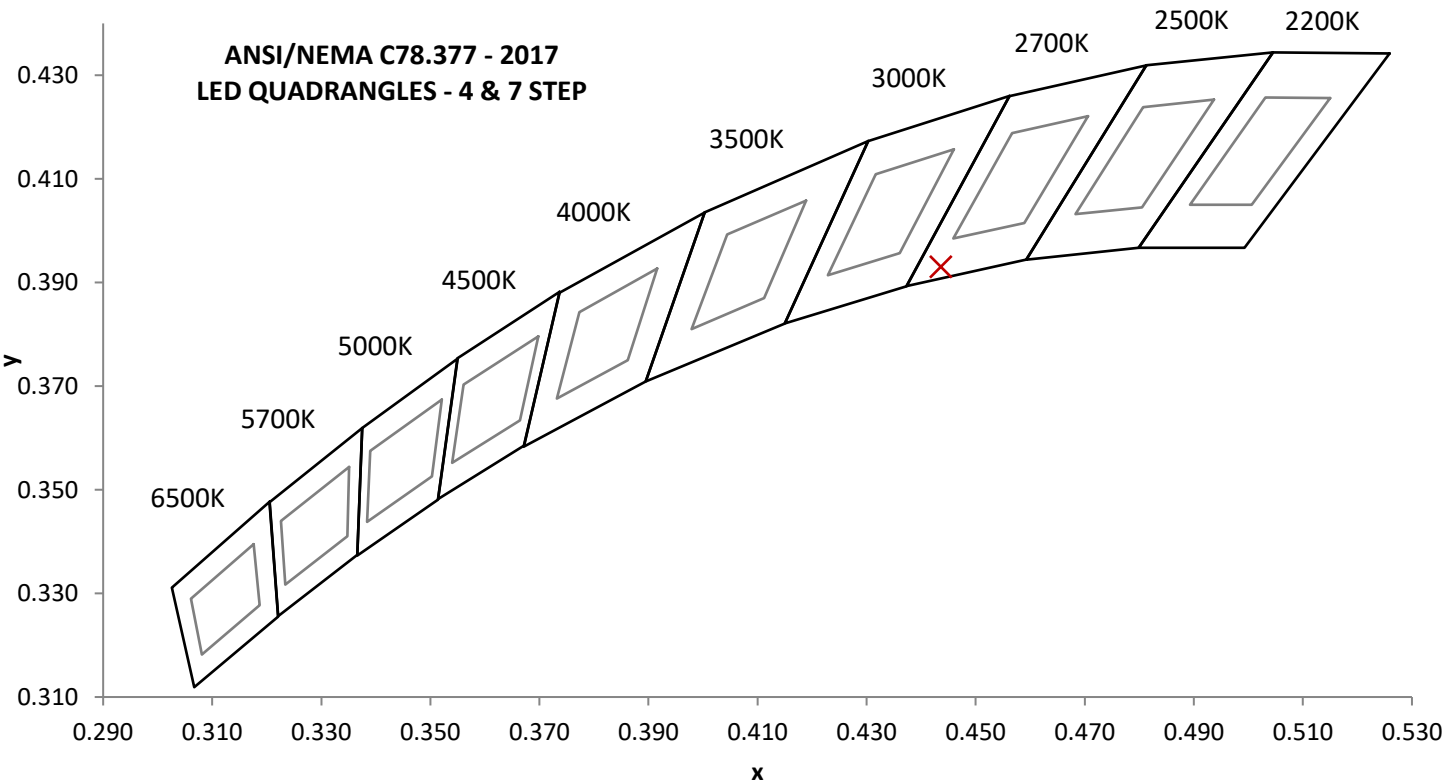
Base Orientation
Up

Input Voltage (Vac)	Input Current (mA)	Input Power (W)	Input Power Factor ()	Input ATHD (%)
120.00	67.3	7.94	0.983	12.59

Measured at 120(Vac)

Light Output (lm)	Lumen Efficacy (lm/W)	CCT (K)	CRI - Ra ()	CRI - R9 ()
515.4	64.9	2797	94.7	79.4

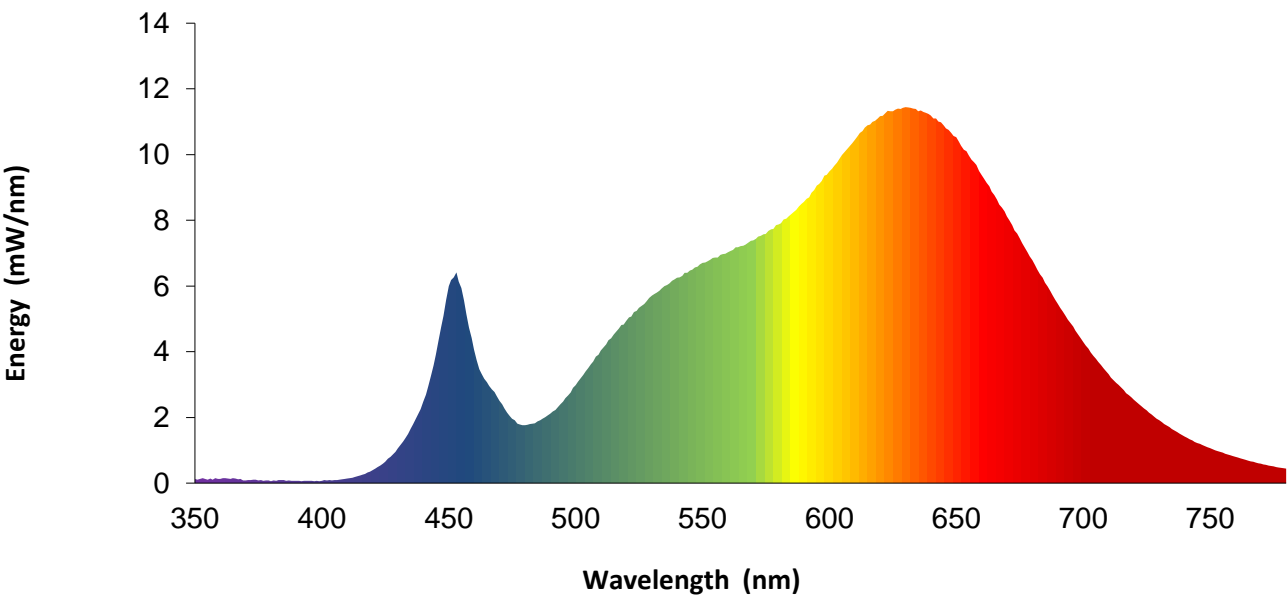
Duv ()	1931 Chrom (x)	1931 Chrom (y)	1976 Chrom (u')	1976 Chrom (v')
0.0053	0.444	0.393	0.260	0.518



REPORT NO. 104659241CRT-012

SPECTRAL DISTRIBUTION OVER WAVELENGTHS

nm	mW/nm		nm	mW/nm		nm	mW/nm		nm	mW/nm
350	0.1		460	4.1		570	7.4		680	6.8
355	0.1		465	3.1		575	7.6		685	6.1
360	0.1		470	2.5		580	7.9		690	5.5
365	0.1		475	2.0		585	8.2		695	4.9
370	0.1		480	1.8		590	8.6		700	4.3
375	0.1		485	1.9		595	9.1		705	3.8
380	0.1		490	2.1		600	9.5		710	3.3
385	0.1		495	2.5		605	10.0		715	2.9
390	0.1		500	3.0		610	10.4		720	2.5
395	0.1		505	3.5		615	10.9		725	2.2
400	0.1		510	4.0		620	11.2		730	1.9
405	0.1		515	4.5		625	11.3		735	1.7
410	0.1		520	4.9		630	11.4		740	1.4
415	0.2		525	5.3		635	11.3		745	1.2
420	0.4		530	5.7		640	11.2		750	1.1
425	0.6		535	6.0		645	10.9		755	0.9
430	1.1		540	6.2		650	10.5		760	0.8
435	1.7		545	6.5		655	10.0		765	0.7
440	2.5		550	6.7		660	9.4		770	0.6
445	3.9		555	6.9		665	8.8		775	0.5
450	6.0		560	7.0		670	8.1		780	0.4
455	5.9		565	7.2		675	7.4		---	---



Portrayed color in graphic is estimated by wavelength (nm) and may not be exact - it is a visual representation only

EQUIPMENT LIST

REPORT NO. 104659241CRT-012

#	Equipment	Model No	Control No.	Last Cal	Cal Due
1	Elgar AC Power Supply	CW1251	---	VBU	VBU
2	Sorenson DC Power Supply	XFR 150-8	---	VBU	VBU
3	Traceable Hygrothermometer	4800	L206	2/12/2021	2/12/2022
4	Yokogawa Power Analyzer	WT1600	E474	6/15/2021	6/15/2022
5	Fluke Thermometer	53 II	D587	2/5/2021	2/5/2022
6	3M Integrating Sphere Spectrometer System	CDS 1100	O235	7/26/2021	10/26/2021
7	Fisher Scientific Stopwatch	14-649-9	N1132	3/26/2021	3/26/2022
8	LSI High Speed Mirror Goniophotometer	6440	---	8/16/2021	11/16/2021
9	Elgar AC Power Supply	CW1251	---	VBU	VBU
10	Yokogawa Power Analyzer	WT210	E464	5/11/2021	5/11/2022
11	Traceable Hygrothermometer	4800	L204	2/21/2021	2/21/2022
12	Sorenson DC Power Supply	XG 150-10	---	VBU	VBU
13	Omega Thermometer	DPi8-C24	M263	3/23/2021	3/23/2022
14	Bosch Distance Laser	Pro GLM 20	L211	3/3/2021	3/3/2022
15	M-D Building Products Digital Level	Smart Tool	L112	5/26/2021	5/26/2022

REVISION HISTORY

#	Revision Date	Updated By	Reviewed By	Description of Change
---	None	---	---	---
---	---	---	---	---
---	---	---	---	---

ANNEX A - TM-30 CALCULATIONS

REPORT NO. 104659241CRT-012

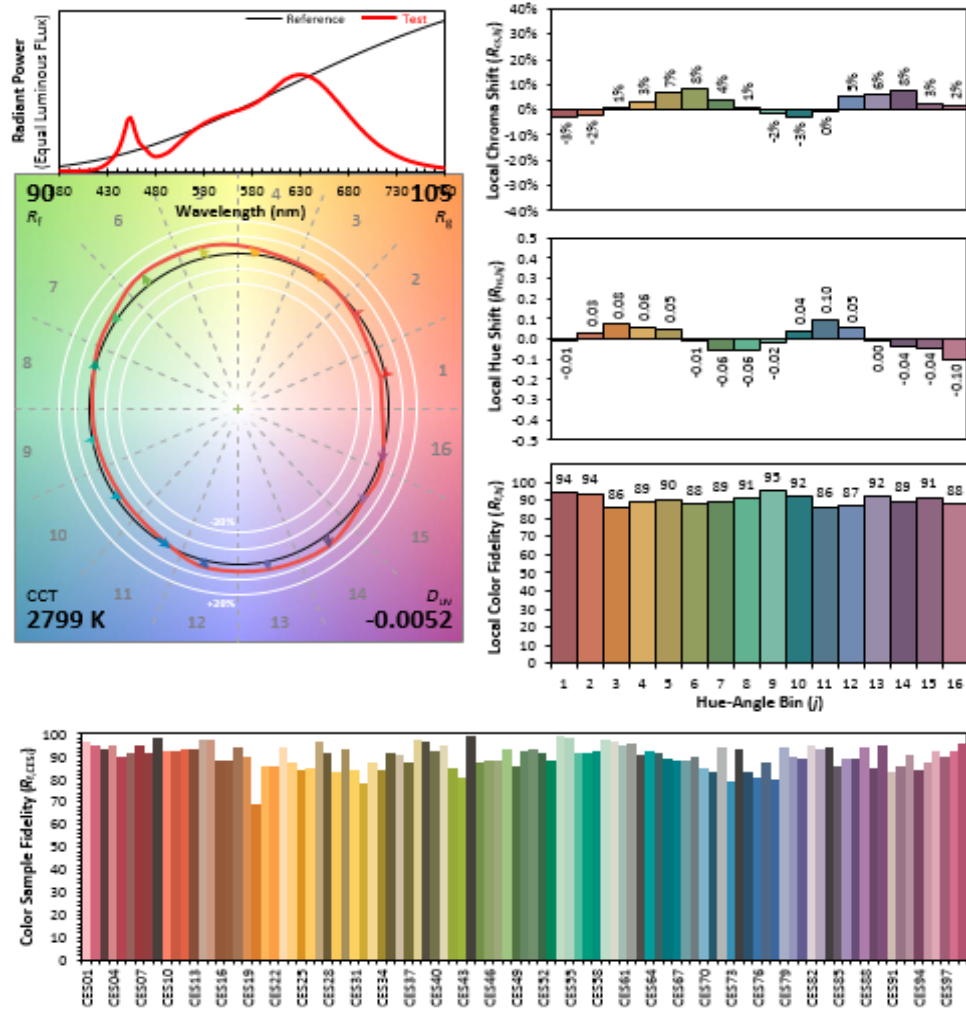
Test Configuration	Tested Model No.	Pass/Fail/NA
1	ENCL2SF-L08I, ENCL2SFD-WD31W-W	NA

TM-30 REPORT

ANSI/IES TM-30-18 Color Rendition Report

Source: 104659241CRT-012
Date: 8/25/2021

Manufacturer: VISUAL COMFORT AND COMPANY
Model: ENCL2SF-L08I, ENCL2SFD-WD31W-W



Notes: This is a recommended method for displaying ANSI/IES TM-30-18 information.

x 0.4436
y 0.3930
u' 0.2598
v' 0.5179

Colors are for visual orientation purposes only. Created with the IES TM-30-18 Calculator Version 2.00.